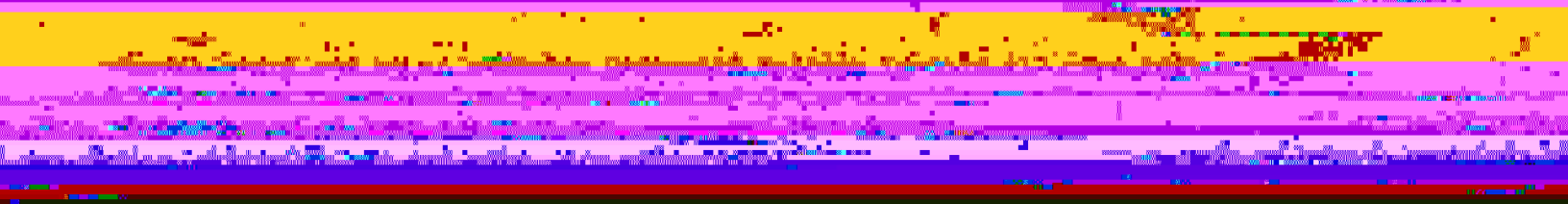


ISSN 0415-0042

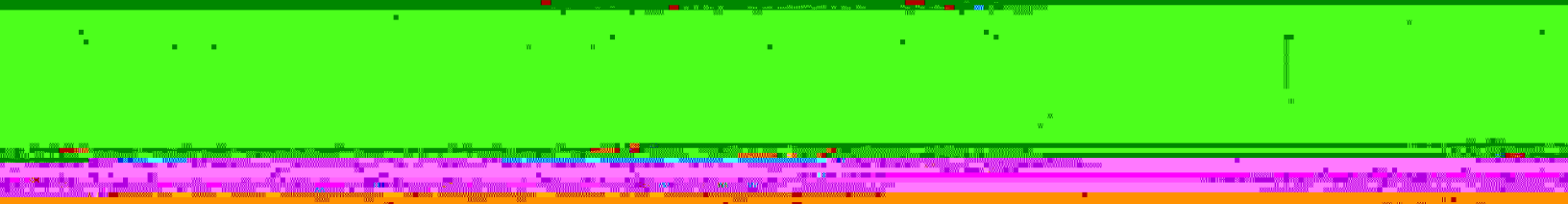
FOR THE YEAR 1988, THE JOURNAL HAS BEEN REDESIGNED TO BE MORE EASY TO READ AND TO PROVIDE MORE INFORMATION.

THE JOURNAL IS A BILINGUAL PUBLICATION AND IS AVAILABLE IN BOTH ENGLISH AND SPANISH.



THE JOURNAL IS A BILINGUAL PUBLICATION AND IS AVAILABLE IN BOTH ENGLISH AND SPANISH.

THE JOURNAL IS A BILINGUAL PUBLICATION AND IS AVAILABLE IN BOTH ENGLISH AND SPANISH.



THE JOURNAL IS A BILINGUAL PUBLICATION AND IS AVAILABLE IN BOTH ENGLISH AND SPANISH.

THE JOURNAL IS A BILINGUAL PUBLICATION AND IS AVAILABLE IN BOTH ENGLISH AND SPANISH.

THE JOURNAL IS A BILINGUAL PUBLICATION AND IS AVAILABLE IN BOTH ENGLISH AND SPANISH.

THE JOURNAL IS A BILINGUAL PUBLICATION AND IS AVAILABLE IN BOTH ENGLISH AND SPANISH.

THE JOURNAL IS A BILINGUAL PUBLICATION AND IS AVAILABLE IN BOTH ENGLISH AND SPANISH.

THE JOURNAL IS A BILINGUAL PUBLICATION AND IS AVAILABLE IN BOTH ENGLISH AND SPANISH.

statements and reports.

Martha Blake Liberman

1910-1911

[The following text is extremely faint and largely illegible due to the quality of the scan. It appears to be a list or a series of entries.]

librarians?

academic

the teachers

the students

[The following text is extremely faint and largely illegible due to the quality of the scan. It appears to be a list or a series of entries.]

[The following text is extremely faint and largely illegible due to the quality of the scan. It appears to be a list or a series of entries.]

... ..

... ..

... ..

... ..

... ..

... ..

... ..

... ..

... ..

... ..

... ..

... ..


... ..

... ..

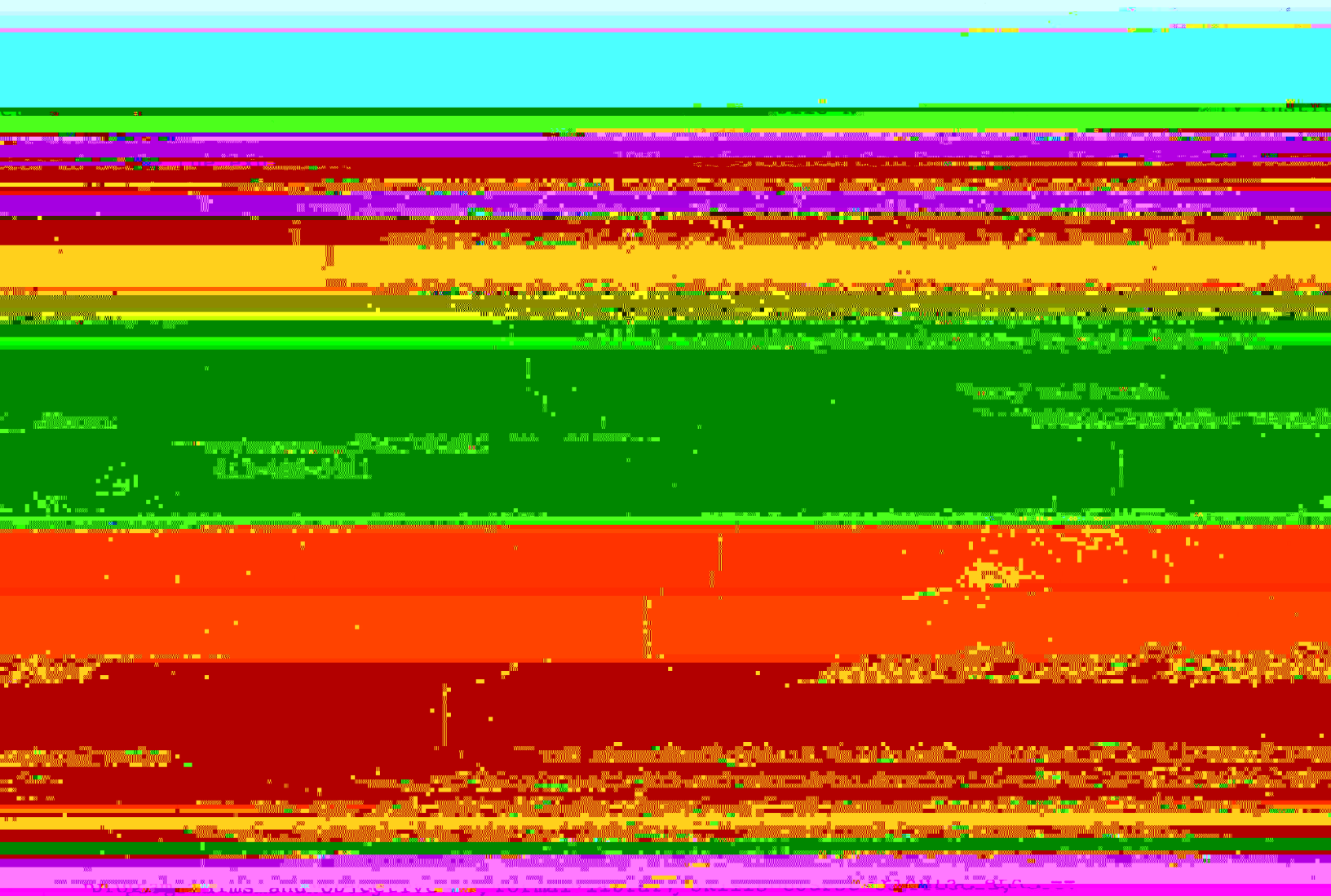
... ..

Here's your chance to meet informally with other librarians interested in

or dinner with a small group of interested people.




205-68-7722



www.fox.com
417-422-8011


www.fox.com
417-422-8011



www.fox.com
417-422-8011

www.fox.com
417-422-8011

www.fox.com
417-422-8011



Copyright © 2004 by The McGraw-Hill Companies, Inc.

ISBN 0-07-051200-0

Copyright © 2004 by The McGraw-Hill Companies, Inc.

Copyright © 2004 by The McGraw-Hill Companies, Inc.

Copyright © 2004 by The McGraw-Hill Companies, Inc.

Transmittal Report

1998/07/25 Conference, University of South Queensland, Townsville, 24-26 July 1998. 2/8/98

1. I have the pleasure to acknowledge the receipt of your letter of 24 July 1998 regarding the proposed visit of the University of South Queensland to the University of Queensland, Townsville, 24-26 July 1998.

2. The University of Queensland, Townsville, is pleased to welcome you and your colleagues to the University of Queensland, Townsville, for the proposed visit of the University of South Queensland to the University of Queensland, Townsville, 24-26 July 1998.

3. The University of Queensland, Townsville, is pleased to welcome you and your colleagues to the University of Queensland, Townsville, for the proposed visit of the University of South Queensland to the University of Queensland, Townsville, 24-26 July 1998.

4. The University of Queensland, Townsville, is pleased to welcome you and your colleagues to the University of Queensland, Townsville, for the proposed visit of the University of South Queensland to the University of Queensland, Townsville, 24-26 July 1998.

Yours faithfully,
John G. ...

Public library statistics as well as a list of

State	Year	Number of libraries	Total volume	Total circulation
Alabama	1910	1,200	1,500,000	1,000,000
Alabama	1911	1,300	1,600,000	1,100,000
Alabama	1912	1,400	1,700,000	1,200,000
Alabama	1913	1,500	1,800,000	1,300,000
Alabama	1914	1,600	1,900,000	1,400,000
Alabama	1915	1,700	2,000,000	1,500,000
Alabama	1916	1,800	2,100,000	1,600,000
Alabama	1917	1,900	2,200,000	1,700,000
Alabama	1918	2,000	2,300,000	1,800,000
Alabama	1919	2,100	2,400,000	1,900,000
Alabama	1920	2,200	2,500,000	2,000,000
Alabama	1921	2,300	2,600,000	2,100,000
Alabama	1922	2,400	2,700,000	2,200,000
Alabama	1923	2,500	2,800,000	2,300,000
Alabama	1924	2,600	2,900,000	2,400,000
Alabama	1925	2,700	3,000,000	2,500,000
Alabama	1926	2,800	3,100,000	2,600,000
Alabama	1927	2,900	3,200,000	2,700,000
Alabama	1928	3,000	3,300,000	2,800,000
Alabama	1929	3,100	3,400,000	2,900,000
Alabama	1930	3,200	3,500,000	3,000,000
Alabama	1931	3,300	3,600,000	3,100,000
Alabama	1932	3,400	3,700,000	3,200,000
Alabama	1933	3,500	3,800,000	3,300,000
Alabama	1934	3,600	3,900,000	3,400,000
Alabama	1935	3,700	4,000,000	3,500,000
Alabama	1936	3,800	4,100,000	3,600,000
Alabama	1937	3,900	4,200,000	3,700,000
Alabama	1938	4,000	4,300,000	3,800,000
Alabama	1939	4,100	4,400,000	3,900,000
Alabama	1940	4,200	4,500,000	4,000,000
Alabama	1941	4,300	4,600,000	4,100,000
Alabama	1942	4,400	4,700,000	4,200,000
Alabama	1943	4,500	4,800,000	4,300,000
Alabama	1944	4,600	4,900,000	4,400,000
Alabama	1945	4,700	5,000,000	4,500,000
Alabama	1946	4,800	5,100,000	4,600,000
Alabama	1947	4,900	5,200,000	4,700,000
Alabama	1948	5,000	5,300,000	4,800,000
Alabama	1949	5,100	5,400,000	4,900,000
Alabama	1950	5,200	5,500,000	5,000,000
Alabama	1951	5,300	5,600,000	5,100,000
Alabama	1952	5,400	5,700,000	5,200,000
Alabama	1953	5,500	5,800,000	5,300,000
Alabama	1954	5,600	5,900,000	5,400,000
Alabama	1955	5,700	6,000,000	5,500,000
Alabama	1956	5,800	6,100,000	5,600,000
Alabama	1957	5,900	6,200,000	5,700,000
Alabama	1958	6,000	6,300,000	5,800,000
Alabama	1959	6,100	6,400,000	5,900,000
Alabama	1960	6,200	6,500,000	6,000,000
Alabama	1961	6,300	6,600,000	6,100,000
Alabama	1962	6,400	6,700,000	6,200,000
Alabama	1963	6,500	6,800,000	6,300,000
Alabama	1964	6,600	6,900,000	6,400,000
Alabama	1965	6,700	7,000,000	6,500,000
Alabama	1966	6,800	7,100,000	6,600,000
Alabama	1967	6,900	7,200,000	6,700,000
Alabama	1968	7,000	7,300,000	6,800,000
Alabama	1969	7,100	7,400,000	6,900,000
Alabama	1970	7,200	7,500,000	7,000,000
Alabama	1971	7,300	7,600,000	7,100,000
Alabama	1972	7,400	7,700,000	7,200,000
Alabama	1973	7,500	7,800,000	7,300,000
Alabama	1974	7,600	7,900,000	7,400,000
Alabama	1975	7,700	8,000,000	7,500,000
Alabama	1976	7,800	8,100,000	7,600,000
Alabama	1977	7,900	8,200,000	7,700,000
Alabama	1978	8,000	8,300,000	7,800,000
Alabama	1979	8,100	8,400,000	7,900,000
Alabama	1980	8,200	8,500,000	8,000,000
Alabama	1981	8,300	8,600,000	8,100,000
Alabama	1982	8,400	8,700,000	8,200,000
Alabama	1983	8,500	8,800,000	8,300,000
Alabama	1984	8,600	8,900,000	8,400,000
Alabama	1985	8,700	9,000,000	8,500,000
Alabama	1986	8,800	9,100,000	8,600,000
Alabama	1987	8,900	9,200,000	8,700,000
Alabama	1988	9,000	9,300,000	8,800,000
Alabama	1989	9,100	9,400,000	8,900,000
Alabama	1990	9,200	9,500,000	9,000,000
Alabama	1991	9,300	9,600,000	9,100,000
Alabama	1992	9,400	9,700,000	9,200,000
Alabama	1993	9,500	9,800,000	9,300,000
Alabama	1994	9,600	9,900,000	9,400,000
Alabama	1995	9,700	10,000,000	9,500,000
Alabama	1996	9,800	10,100,000	9,600,000
Alabama	1997	9,900	10,200,000	9,700,000
Alabama	1998	10,000	10,300,000	9,800,000
Alabama	1999	10,100	10,400,000	9,900,000
Alabama	2000	10,200	10,500,000	10,000,000
Alabama	2001	10,300	10,600,000	10,100,000
Alabama	2002	10,400	10,700,000	10,200,000
Alabama	2003	10,500	10,800,000	10,300,000
Alabama	2004	10,600	10,900,000	10,400,000
Alabama	2005	10,700	11,000,000	10,500,000
Alabama	2006	10,800	11,100,000	10,600,000
Alabama	2007	10,900	11,200,000	10,700,000
Alabama	2008	11,000	11,300,000	10,800,000
Alabama	2009	11,100	11,400,000	10,900,000
Alabama	2010	11,200	11,500,000	11,000,000
Alabama	2011	11,300	11,600,000	11,100,000
Alabama	2012	11,400	11,700,000	11,200,000
Alabama	2013	11,500	11,800,000	11,300,000
Alabama	2014	11,600	11,900,000	11,400,000
Alabama	2015	11,700	12,000,000	11,500,000
Alabama	2016	11,800	12,100,000	11,600,000
Alabama	2017	11,900	12,200,000	11,700,000
Alabama	2018	12,000	12,300,000	11,800,000
Alabama	2019	12,100	12,400,000	11,900,000
Alabama	2020	12,200	12,500,000	12,000,000
Alabama	2021	12,300	12,600,000	12,100,000
Alabama	2022	12,400	12,700,000	12,200,000
Alabama	2023	12,500	12,800,000	12,300,000
Alabama	2024	12,600	12,900,000	12,400,000
Alabama	2025	12,700	13,000,000	12,500,000
Alabama	2026	12,800	13,100,000	12,600,000
Alabama	2027	12,900	13,200,000	12,700,000
Alabama	2028	13,000	13,300,000	12,800,000
Alabama	2029	13,100	13,400,000	12,900,000
Alabama	2030	13,200	13,500,000	13,000,000

ALABAMA

Chicago, Ill. 1911